



mirostone[®]
SOLID SURFACES FOR EVERY ROOM

mirostone
broadway



Mirostone® is a range of versatile surfaces that have all the beauty and feel of natural stone combined with exceptional practicality.

Want to know more?

Visit **mirostone.co.uk** for more details.





10

4

5

3

6

1

2

8

avalon
worktops, windowsill,
splashbacks, upstands
and cabinet shelving

pure acrylic white
aras sink

taj mahal
breakfast bar

mirostone® in the kitchen



Mirostone® is the ideal kitchen surface. This image shows you some of the practical and beautiful features you can have incorporated into your kitchen surfaces.

1. Worktops

The surface that works the hardest! Seamlessly incorporating sinks, drainer grooves, taps and hobs.

2. Island units and breakfast bar areas

An extra wide surface for preparing food and eating with friends and family. There's even a place for the children to do their homework.

3. Upstands

Upstands give you a hygienic and durable barrier from water and impact.

4. Splashbacks

A cost effective and hygienic alternative to tiles. Easy to clean: just a wipe down is all that's needed.

5. Hobs

Whether you own a ceramic or gas or induction hob, all types will work perfectly within your Mirostone® surface.

6. Sinks

Take a look at the Mirostone® sink and bowl choices starting on page 30. All styles of sinks and bowls work perfectly with Mirostone® surfaces.

7. Recessed drainers and grooves

You can have waterproof drainer grooves seamlessly incorporated into your Mirostone® surface. As shown in the image, you can also choose a recessed drainer to keep the rest of your surfaces dry and clean.

8. Decorative end panels

A decorative end panel seamlessly connects your Mirostone® worktop, breakfast bar or island unit to the floor.

9. Windowsills

Mirostone® offers a great alternative to traditional white painted timber or UPVC windowsills. It's also completely waterproof and easy to wipe clean.

10. Cabinet frame and shelving panels

As you can see with the oven and fridge housing unit in this image, colour matched Mirostone® can be seamlessly fitted around the walls of your cabinets and form an attractive shelving area.

Ask your kitchen designer for advice on how Mirostone® could work for you and your dream kitchen.

mirostone® in the utility room

A busy utility room puts up with high humidity levels and being splashed with water. Mirostone® can deal with all this and more, thanks to its durable, completely waterproof and easy to clean qualities.

1. Worktops

Mirostone® worktops can handle wet clothes taken from the washing machine, garden tools having soil washed off and paint brushes cleaned in the sink. It's all part of living in a busy home!

2. Sinks

We have shown a stainless steel sink in this image, but a Belfast or Butler style ceramic sink is also a good choice for the utility room.

3. Upstands and splashbacks

In this image we have used colour matched Mirostone® splashbacks to protect the walls behind the sink and an upstand on the left hand wall.



pure white
worktop,
decorative end panel,
splashbacks
and upstands



taj mahal
worktop, decorative end panel
and upstands



2

1

3

mirostone[®] in the bathroom

Mirostone's versatility means it is also at home being soaked in a busy bathroom, giving you a durable, hygienic and safe surface for your family.

1. Mirostone[®] vanity surface with seamless bowl

The Mirostone[®] surface of the vanity unit is seamlessly fitted with a Mirostone[®] acrylic bowl, giving you a completely waterproof area.

2. Upstands

In this image we have shown Mirostone[®] upstands below the tiled area. Mirostone[®] upstands are cost effective, easy to clean, waterproof and hygienic.

3. Decorative end panels

The decorative end panel has exactly the same décor as the vanity surface to complete the seamless look of your bathroom. And it's so easy to wipe clean!

mirostone
madison avenue

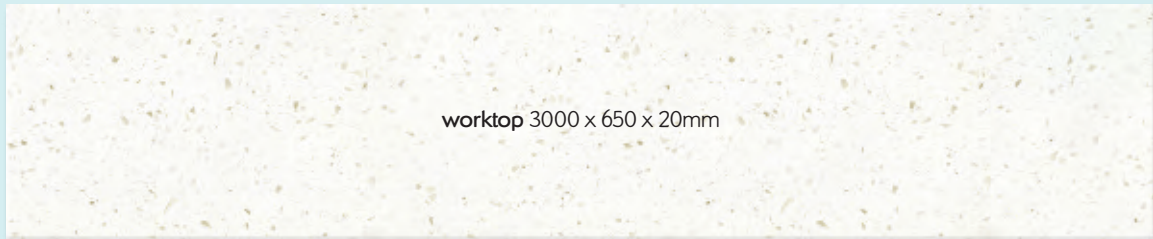
10 reasons to buy mirostone®

Turn the page and read on to find out why Mirostone®
is the perfect surface for every room in your home.

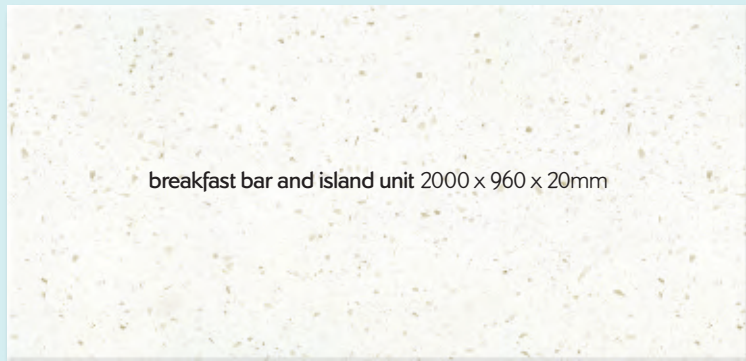
no. 1 size matters

Your installer can machine standard Mirostone® components to perfectly fit the dimensions of your kitchen, bathroom and utility room. You can even have dimensions that are much larger than these standard components, using Mirostone's amazing seamless jointing technology.

All components are available using all of the Mirostone® décors.



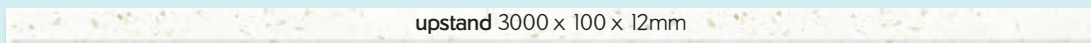

**worktop,
breakfast bar
and island unit
components**



decorative end panels machined from worktop, breakfast bar and island unit components



12mm splashback and upstand components



mirostone
alaskan

no.2
durable

the resilient surface for modern living

Mirostone® is designed for modern living.
Its solid construction means that Mirostone® can easily
deal with the stresses and strains of being a hard working
surface in the kitchen, bathroom or utility room.

Please refer to our leaflet: How to care for your solid surfaces.





perfect for all wet areas

Mirostone® is a pure solid surface through and through. It has no chipboard or any other absorbent core, making Mirostone® completely waterproof.

However much steam and water there is in the kitchen, utility room and bathroom, Mirostone® is completely at home and secure.

The 100% waterproof quality of Mirostone® makes it one of the most hygienic surfaces available because a clean, dried surface prevents bacteria from developing.

Easy to maintain and user friendly, Mirostone's surface washes off every day marks with just soap and water, leaving it looking as good as new.

no.3
waterproof

mirostone
cool steel sparkle

no.4
seamless integration



joints that are inconspicuous!

Simple yet classy. Mirrostone's seamless joints create a naturally flowing appearance that is not only smart, but also hygienic, completely waterproof and so easy to clean. Better still, Mirrostone's pure acrylic sinks and bowls can also be seamlessly integrated into Mirrostone's super-hygienic surface.



no.5
hygienic

A person wearing a blue and white horizontally striped long-sleeved shirt is leaning over a light-colored, speckled countertop. The person's hands are resting on the surface. The background is slightly blurred, showing what appears to be a kitchen setting.

the safest surface

Mirostone® is a completely safe surface on which to prepare and eat food, even if the children have taken over the kitchen! It's easy to clean and waterproof, so harmful germs are prevented from being retained on the surface. And, because Mirostone® has smooth imperceptible seams, there are no unsightly joints in which dangerous bacteria can develop.

no.6 speed of fitting

no special tools needed

By carefully following the Mirostone® installation instructions, Mirostone® can be safely fitted in your home using standard woodworking tools. So Mirostone® successfully avoids all the time consuming delays and inconvenience of other surfaces. And, the ex-stock silky surface texture of Mirostone® saves your installer time during the final finishing stage.



step one

Your installer fits your kitchen cabinets.



step two

The Mirostone® worktops are cut to size and placed on top of your cabinets with the sink fitted.





step three

The Mirostone® breakfast bar and worktop are clamped together to form a seamless joint.



step four

The decorative end panel is fitted seamlessly to the breakfast bar.



step five

The splashback and upstands are installed.



step six

To complete the installation the hob is integrated into the Mirostone® worktop.





no.7
colour all the
way through

consistent throughout

Mirostone's colourful stone effects are not just skin deep, they run consistently throughout its thickness. So, unlike many other worksurface materials, you can have uniquely stylish and practical features.

Take a look below to see two of these features.



Get into the groove

Hygienic drainer grooves can be easily installed into your Mirostone® surfaces beside your under-mounted sink. And all this is done without any loss of colour or durability.




Ahead of the curve

Mirostone® can be easily curved without any loss of colour or the need for unsightly joints. It can follow the contours of your cabinet design and give you a great looking corner on your island unit.


no.8 the décor collection

Each décor in the Mirostone® range has been designed to effortlessly complement the colour scheme of your kitchen, bathroom or utility room. Choose from 17 distinctive options, everything from natural plain colours and classic marbles to beautiful stone effects such as avalon or sidewalk. Décor image scale is 1:2.

Also, take a look at page 36 to see full size décor images within the swatch pages of this brochure.




pure white



angel



snow quartz



arctic



taj mahal



colosseum



lotus temple



san marco



cotswold

Full sheet of san marco seamlessly jointed into a right angle.


the complete picture

Unlike all the other Mirostone® décors, you need a larger image to see the beauty of the 7 marble-effect décors: san marco, taj mahal, madison avenue, parisian cafe, broadway, colosseum and lotus temple. Full worktop images of all the Mirostone® marble décors can be found within the swatch pages of this brochure, starting on page 36.


All Mirostone® marbles with veined designs can be seamlessly jointed into a right angled corner as shown in this image of san marco. The same attractive 'book-matched' effect can be created by your installer.



alaskan




broadway



madison avenue



sidewalk*




avalon



parisian cafe*



cool steel sparkle*



cosmic gold quartz*

* These darker décors may require additional maintenance.
Please refer to our leaflet: How to care for your solid surfaces.

weaver stainless steel sink
under-mounted into a
Mirostone **snow quartz** worktop

no.9
wide range
of sinks,
bowls and
drainers



argun acrylic sink and drainer
grooves recessed into this Mirostone
arctic worktop so that splashes
remain in the sink and drainer area



sink, bowl and surface integration

Mirostone® pure acrylic sinks and bowls fully integrate with Mirostone's worksurfaces inconspicuously, leaving no overhanging rims. This feature ensures a completely hygienic, easy to clean surface with a smooth, seamless look. The drainer grooves can be graduated from 2–5mm to create a waterfall effect that drains away drips and splashes.

And, the sink and drainer can be recessed into the Mirostone® worksurface so that the rest of your surfaces can be kept clean and dry.

All brands, materials and styles of undermount and inset sinks can be used with Mirostone.®

Turnover to view the full range of sinks, bowls and drainers.

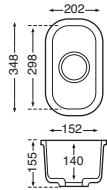
aras pure acrylic white sink
and drainer grooves seamlessly
installed into a Mirostone
snow quartz worktop



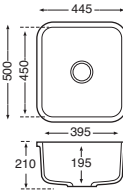
take a look at the full sinks, bowls and drainers collection



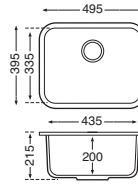
amur pure acrylic white



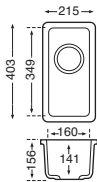
angara pure acrylic white



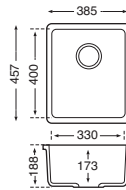
argun pure acrylic white



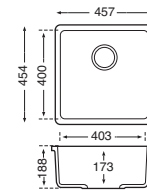
hai pure acrylic white



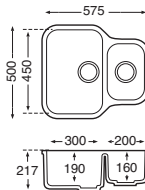
han pure acrylic white



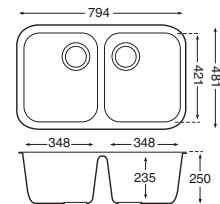
hari pure acrylic white



aras pure acrylic white

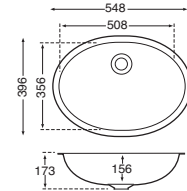


luni pure acrylic white

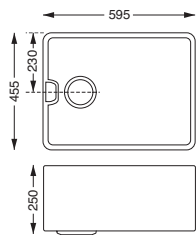




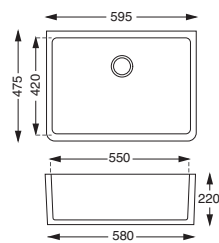
kaveri pure acrylic white



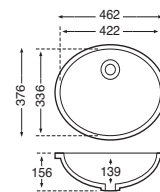
lagan ceramic white



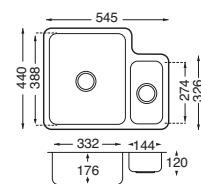
bailey ceramic white



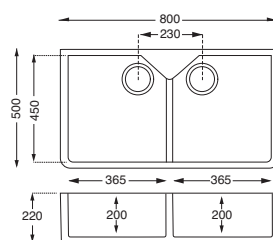
karun pure acrylic white



witham ceramic white

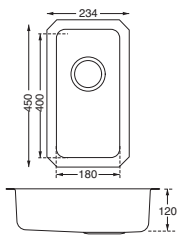


caldeu ceramic white

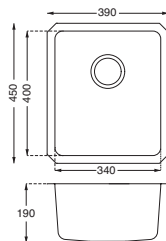




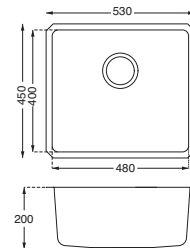
esk 0.5 stainless steel



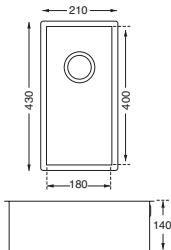
weaver 1.0 stainless steel



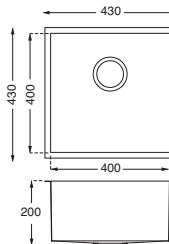
twiss 1.0 stainless steel



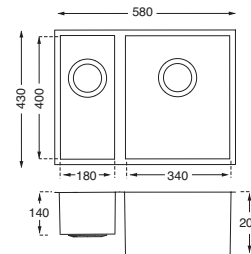
aire 0.5 stainless steel



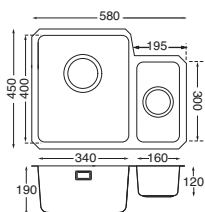
ure 1.0 stainless steel



bann 1.5 stainless steel



colne 1.5 stainless steel



A kitchen countertop scene featuring a teal kettle on the left, a stack of cookbooks including 'Great British Menu' in the center, and a stainless steel pot on a black induction cooktop on the right. The countertop is white, and the cabinets below are light grey.

no. 10
ready to go with a
10 year warranty

peace of mind

It's reassuring to know that all Mirostone® surfaces have a 10 year warranty and can be made to look as good as new again in the unlikely event of being damaged.

Ask your kitchen designer or installer for a care and maintenance kit and a copy of our leaflet: How to care for your solid surfaces where you can see full details of the warranty.



mirostone
taj mahal



something for everyone

Whether upgrading your kitchen, renovating a utility room or face-lifting your bathroom, choosing the right décor for your colour scheme has never been easier with our handy printed decor swatches. Simply flick through the following pages, find your perfect décor, then get in touch with your designer to discuss the finer details.

Your Mirostone® surface will be hand finished by your installer. We recommend when installed into a kitchen or utility room that Mirostone® is finished to a soft sheen. This will leave a surface that is beautiful, yet easier to maintain. It is possible to finish Mirostone® to a high gloss, however this is only suitable in areas where the use of the surface will be gentler: such as in a typical bathroom. High gloss finishes require more care and maintenance. Please consult your installer to find out more details.

mirostone
pure white

sample scale 1:1

mirostone
angel

sample scale 1:1

mirostone
snow quartz

sample scale 1:1

mirostone
arctic

sample scale 1:1

mirostone
taj mahal


full worktop image
of **taj mahal** to show
the marble effect over
a 3000mm length.

scale 1:20

sample scale 1:1

mirostone
colosseum

sample scale 1:1



full worktop image
of **colosseum** to show
the marble effect
over a 3000mm length.

scale 1:20

mirostone
lotus temple


full worktop image
of **lotus temple** to show
the marble effect over
a 3000mm length.

scale 1:20

sample scale 1:1

mirostone
san marco

sample scale 1:1



full worktop image
of **san marco** to show
the marble effect over
a 3000mm length.

scale 1:20

mirostone
cotswold

sample scale 1:1

mirostone
alaskan

sample scale 1:1

mirostone
broadway

full worktop image
of **broadway** to show
the marble effect over
a 3000mm length.

scale 1:20

sample scale 1:1

mirostone
madison avenue

sample scale 1:1

full worktop image
of **madison avenue** to
show the marble effect
over a 3000mm length.

scale 1:20

mirostone
sidewalk

sample scale 1:1

mirostone
avalon

sample scale 1:1

mirostone
parisian cafe

full worktop image
of **parisian cafe** to show
the marble effect over
a 3000mm length.

scale 1:20

sample scale 1:1

mirostone
cool steel sparkle

sample scale 1:1

mirostone
cosmic gold quartz

sample scale 1:1

The décor shown
on the cover is
mirostone **lotus temple**



For samples and technical information,
please contact your local Mirostone® retailer

mirostone®

Whilst every effort has been made to accurately represent the Mirostone® colours and textures in this brochure, we are unable to guarantee an exact match due to the limitations of the printing process. E&OE. We reserve the right to update specifications without notice. All dimensions are nominal.

mirostone.co.uk