

# PALIO TRADE

by Karndean

LUXURY VINYL FLOORING  
DESIGNED FOR THE  
TRADE TO FIT



QUICK AND EASY  
TO INSTALL



DURABLE




LOW  
MAINTENANCE



WATERPROOF



COMPATIBLE WITH  
UNDERFLOOR  
HEATING



# CONTENTS

WHAT IS PALIO TRADE BY KARNDEAN? .....	4
INTRODUCING PALIO CORE.....	5
WOOD AT A GLANCE .....	6
STONE AT A GLANCE .....	7
WOOD COLLECTION .....	9
STONE COLLECTION .....	19
SCOTIA AND SKIRTING .....	22
INSTALLATION GUIDELINES .....	24
TECHNICAL INFORMATION .....	25
SUPPORT AND FIND A STOCKIST .....	26

# WHAT IS PALIO TRADE BY KARNDEAN?

Palio Trade by Karndean is luxury vinyl flooring that is not like typical vinyl. It comes in robust, pre-cut planks and tiles, that offer the following benefits:



## QUICK AND EASY TO INSTALL

Using our click-locking mechanism.



## HIGHLY REALISTIC DESIGNS

Designed by Karndean's in-house product team to perfectly replicate real wood and stone.



## DURABLE

Won't warp or crack like real wood and stone. 20 year residential guarantee.



## LOW MAINTENANCE

Clean easily with a sweep and mop. No sanding, varnishing or staining.



## WATERPROOF

Won't swell, crack or warp when wet.



## SOFT, WARM AND QUIET UNDERFOOT

No cold tiles, no clicking shoes.



## HYGIENIC

Unlike carpets, our floors don't hold dust, dirt, pollen or other allergens.



## COMPATIBLE WITH UNDERFLOOR HEATING

Up to 27°C.

## What makes our floors different?

Our highly realistic designs look just like the wood and stone materials they are inspired by but, unlike a wood or stone floor, Palio Core is easy to install - all you need to do is simply click together.

# INTRODUCING PALIO CORE

Palio Core comes in a range of highly realistic wood and stone designs. It combines our simple click-locking mechanism with a rigid core construction which provides more robustness on uneven subfloors. With its acoustic foam backing, it can reduce noise transfer to rooms below and there is no need for additional underlay.



QUICK AND EASY TO INSTALL



PATENTED CLICK-LOCKING MECHANISM



NO UNDERLAY REQUIRED



INSTALLS OVER MOST EXISTING HARD FLOORS

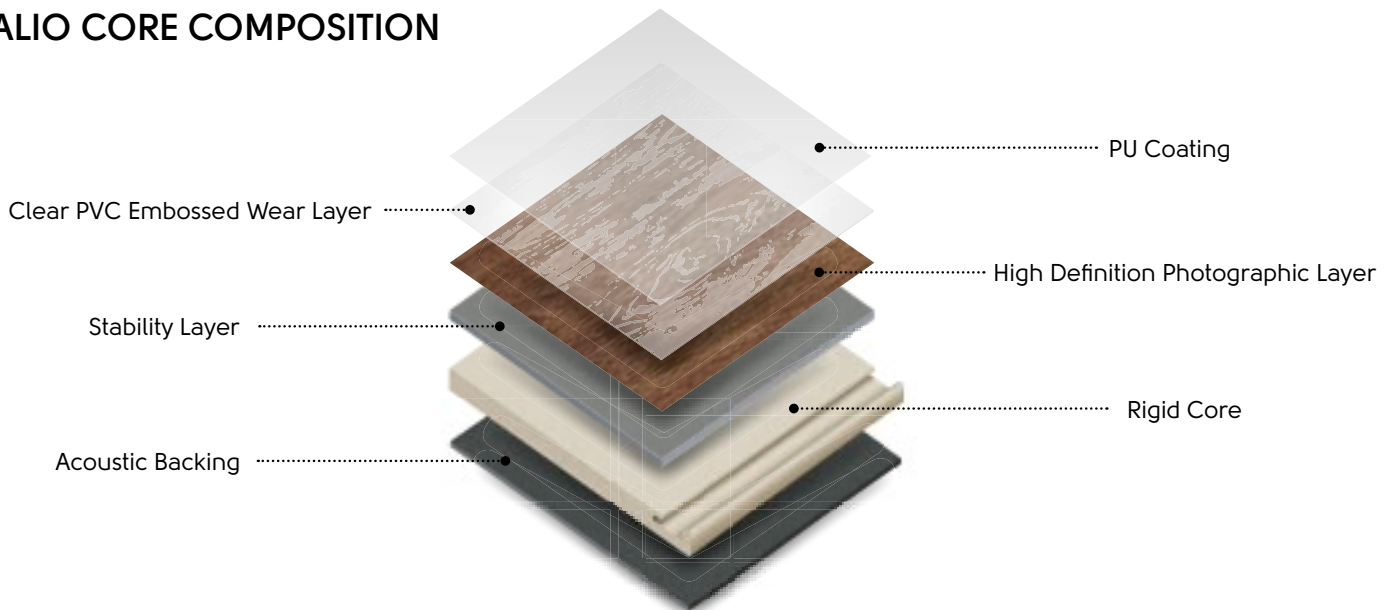


REDUCES IMPACT NOISE TRANSFER BY 19dB



RIGID CORE CONSTRUCTION

## PALIO CORE COMPOSITION



100% WATERPROOF  
COLOUR MATCHED  
SCOTIA

BOLSENA RCP6507 | SCO-RCP6507

# WOOD AT A GLANCE

1220mm x 179mm



SORANO

RCP6508



MONTIERI

RCP6504



AREZZO

RCP6503



CRESPINA

RCP6505



BOLSENA

RCP6507



VETRALLA

RCP6506



LUCCA

RCP6509



ASCIANO

RCP6502



AREZZO RCP6503

# STONE AT A GLANCE

307mm x 600mm



MURLO

**RCT6302**



PIENZA

**RCT6303**




VOLTERRA

**RCT6301**



CETONA

**RCT6304**



CETONA RCT6304



CETONA RCT6304



VOLTERRA RCT6301





# WOOD

1220mm x 179mm



SORANO RCP6508



AREZZO RCP6503



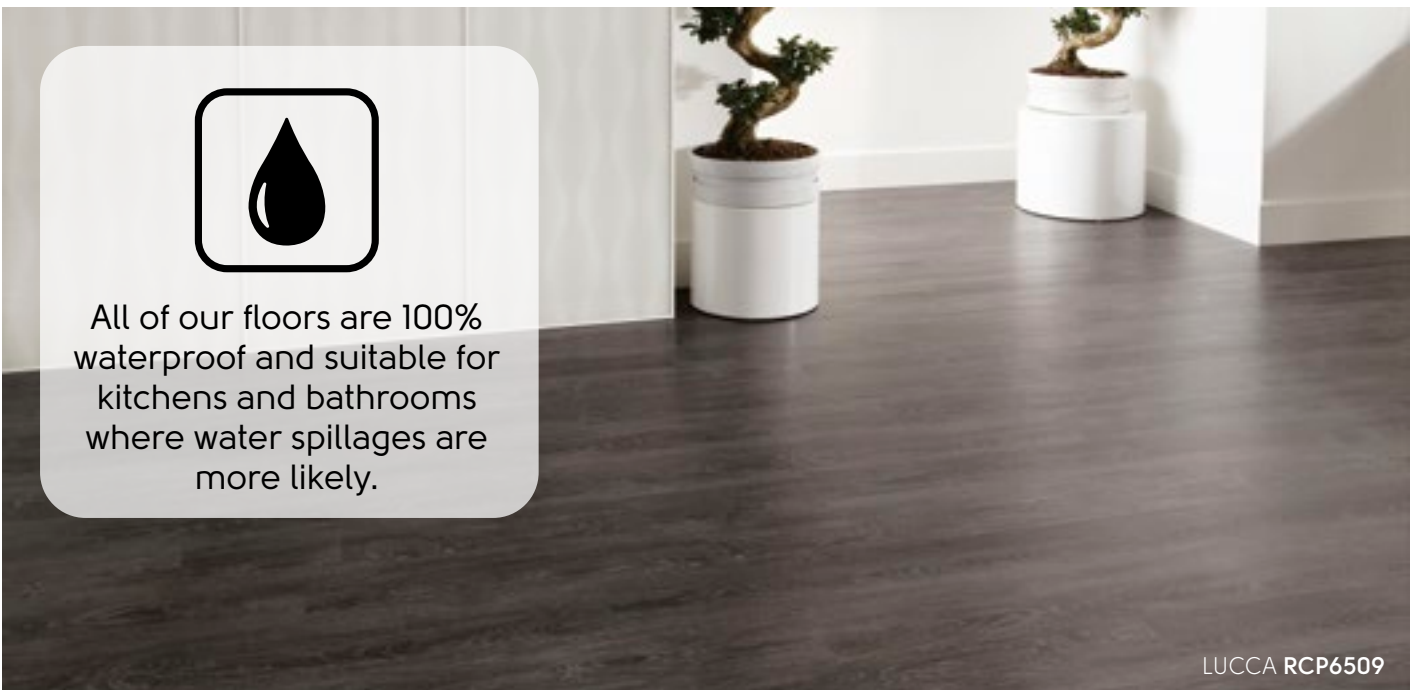
BOLSEÑA RCP6507



LUCCA RCP6509



All of our floors are 100% waterproof and suitable for kitchens and bathrooms where water spillages are more likely.



LUCCA RCP6509











# WOOD

1220mm x 179mm



MONTIERI **RCP6504**




CRESPINA **RCP6505**



VETRALLA **RCP6506**



ASCIANO **RCP6502**



Click-locking planks and tiles together enables a quick and easy installation.

ASCIANO **RCP6502**









# STONE

307mm x 600mm




MURLO **RCT6302**




PIENZA **RCT6303**



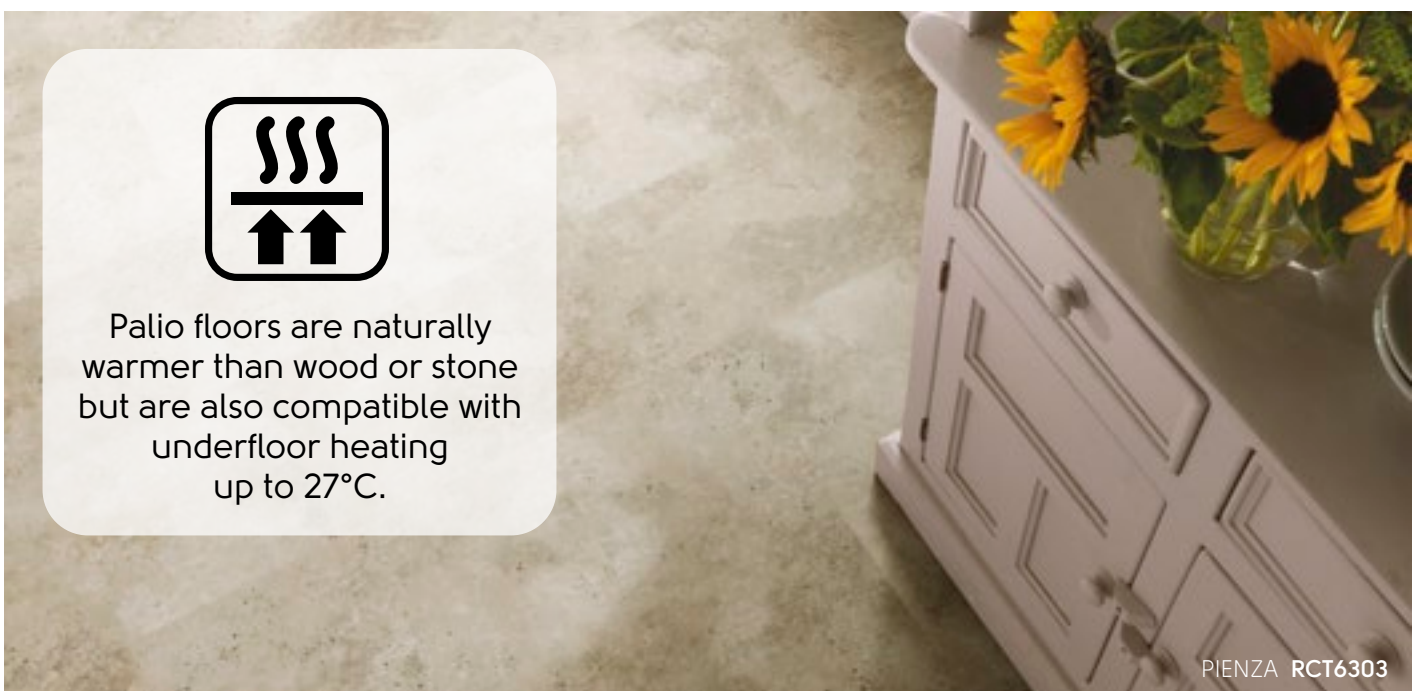
VOLTERRA **RCT6301**



CETONA **RCT6304**



Palio floors are naturally warmer than wood or stone but are also compatible with underfloor heating up to 27°C.



PIENZA **RCT6303**

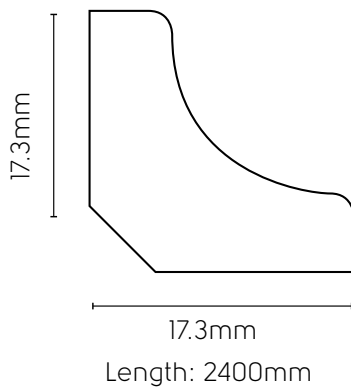




# 100% WATERPROOF SCOTIA AND SKIRTING

The light weight, flexible colour matched scotia helps finish the installation and hides your expansion gap.

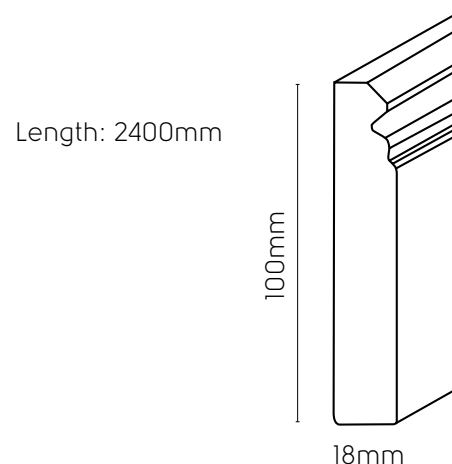
SORANO	SCO-RCP6508	
AREZZO	SCO-RCP6503	
MONTIERI	SCO-RCP6504	
BOLSENA	SCO-RCP6507	
PIENZA	SCO-RCT6303	
CETONA	SCO-RCT6304	
WHITE	SCO-WHITE	



Alternatively finish with a new paintable white skirting board to hide the expansion gap between the wall and the floor.



WHITE	SK100-WHITE	
-------	-------------	---



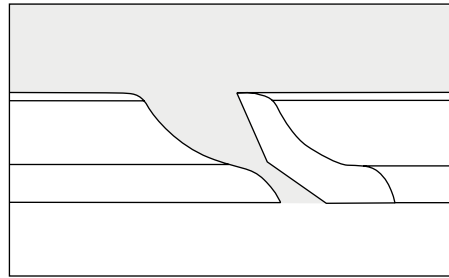
# Scotia and Skirting Installation guidelines

For full instructions and guidance on cutting scotia and skirting visit [palioflooring.com](http://palioflooring.com)

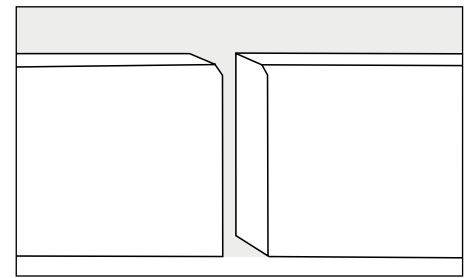
## Joining straight lengths

Use a mitre block cut the left hand piece at a 45 degree angle and for the right hand piece use the same 45 degree angle as the left hand piece and make the cut.

### Scotia



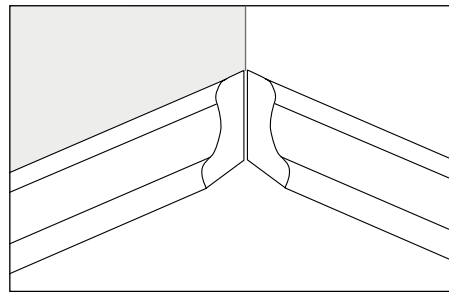
### Skirting



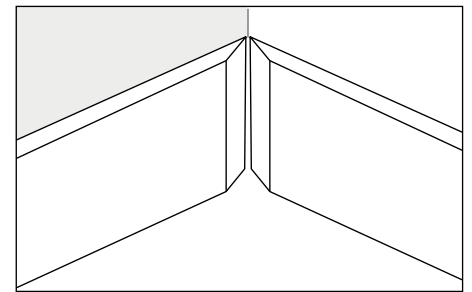
## Internal corners

Using a mitre block cut the left hand piece at 45 degrees sawing bottom left to top right. Cut the right hand piece at 45 degrees sawing bottom right to top left.

### Scotia



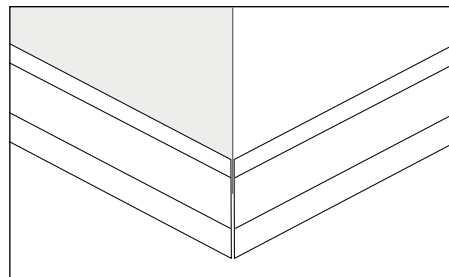
### Skirting



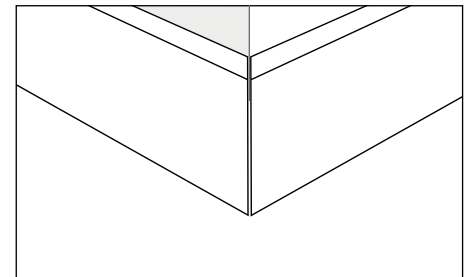
## External corners

Using a mitre block, cut the left hand piece at 45 degrees sawing bottom right to top left. For the right hand piece, cut at 45 degrees sawing bottom left to top right.

### Scotia



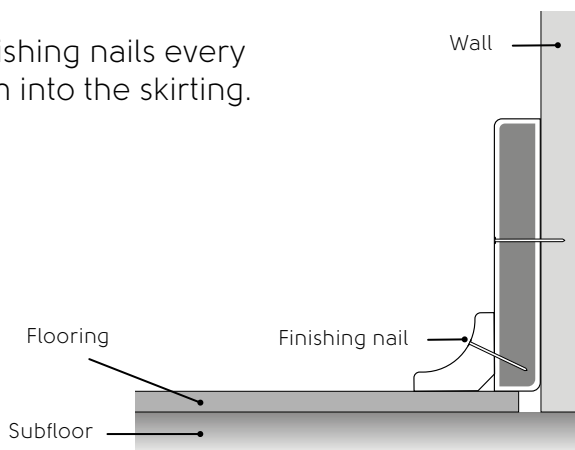
### Skirting



## Scotia

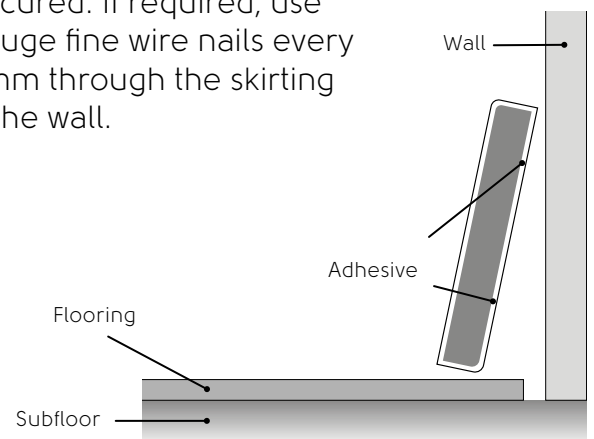
Apply cartridge/tube adhesive to the back of your scotia and affix to the wall/skirting.

Use finishing nails every 450mm into the skirting.



## Skirting

Apply cartridge/tube adhesive to the back of the skirting and firmly press against the wall until cured. If required, use 18 gauge fine wire nails every 450mm through the skirting into the wall.



# PALIO CORE Installation guidelines

Please refer to [palioflooring.com](http://palioflooring.com) for the full installation instructions.



1. Using a knife and a straight edge, measure the first plank to no smaller than the width of the plank.



2. Score the plank once and snap it so you have the desired length.



3. No need for adhesive, click and lock the planks into place.



4. Continue to fit the rest of the floor. Remember to leave a 5mm expansion gap.



# PALIO CORE TECHNICAL SPECIFICATION

STANDARD		PALIO CORE RESULT
SIZE		Plank: 1220 mm x 179 mm Tile: 307 mm x 600 mm
LOCKING MECHANISM*		2G™ angling installation
THICKNESS	ISO 24346	6.5 mm
WEAR LAYER	ISO 24340	0.55 mm
SURFACE TREATMENT		PU coating
GUARANTEE**		Commercial Domestic
BEVELLED EDGE		Micro
MASS PER UNIT AREA	EN ISO 23997	7480 g/m <sup>2</sup>
STANDARDS	EN 16511	Pass: Multilayer modular floorcovering panels
CLASSIFICATION	EN ISO 10874- Commercial EN ISO 10874- Domestic	33: Commercial heavy 23: Domestic heavy
REACTION TO FIRE	EN 13501-1	B <sub>f1</sub> -s1
STAINING RESISTANCE	EN 438-2	Pass (grade 5)
LIGHT FASTNESS	EN ISO 105-B02	Pass ≥6
ABRASION RESISTANCE	EN 13329 Annex E	Pass >4000 cycles
FURNITURE CHAIR LEG	EN 424	Pass (no visible damage)
DIMENSIONAL STABILITY	BS EN ISO 23999	Pass ≤0.25%
SWELLING	ISO 24336	Pass (0.2%)
ACOUSTIC IMPACT NOISE REDUCTION	EN ISO 10140-1:2016 and EN ISO 10140-3:2010+A1:2015	$\Delta L_w = 19$ dB $\Delta L_{LIN} = 11$ dB
INDENTATION - RESIDUAL	ISO 24343-1	Pass ≤0.1 mm
IMPACT RESISTANCE	EN13329 Annex F	Pass ≥1800 mm
CASTOR CHAIR CONTINUOUS USE	EN 425/ ISO 4918	Pass 25000 cycles
THERMAL RESISTANCE	ISO 8302	0.052 m <sup>2</sup> K/W Suitable for underfloor heating. Max 27°C
SLIP RESISTANCE***	DIN 51130 EN 13893	R10 DS
LIGHT REFLECTANCE VALUE (LRV)	BS 8493:2008+A1:2010	See separate table
ADHESIVE		None required; please install according to our installation instructions.
ENVIRONMENTAL	Indoor Air Comfort FloorScore SCS-EC10.3-2014 v4.0	Gold certification Compliant low emitting VOC emissions. Indoor air quality certified; Compliant low emitting VOC emissions.
RECYCLING		Suitable
PHTHALATE FREE		Yes

PALIO CORE PRODUCTS	
BOX QUANTITY	M <sup>2</sup>
10 Planks	2.184
10 Tiles	1.842


PALIO CORE PRODUCT	LRV
RCP6502	11
RCP6503	28
RCP6504	26
RCP6505	23
RCP6506	10
RCP6507	17
RCP6508	41
RCP6509	12
RCT6301	27
RCT6302	51
RCT6303	40
RCT6304	11



\* 2G™ is a patented technology invented by Välinge Innovation AB. The 2G™ word mark and logo are registered trademarks owned by Välinge Innovation AB and any use of such marks is under license.

\*\* Subject to terms. Please see our website.

\*\*\* Slip resistance is measured on freestanding ex-factory product. Slip resistance can be affected by many factors, including but not limited to; product installation and underlayment, surface contamination, use, wear and how the product is maintained. Textural variation along the surface of the product can affect nominal values.

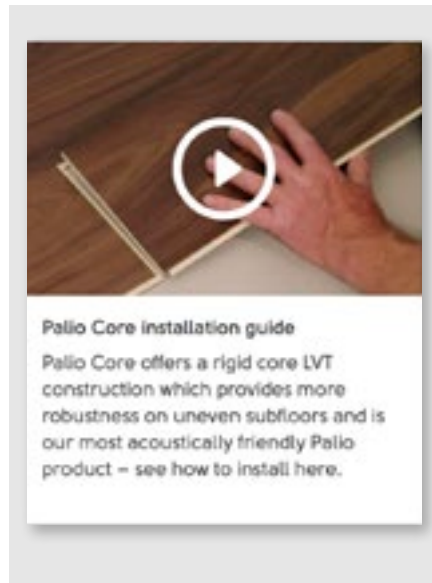


# FIND US ONLINE

[palioflooring.com](http://palioflooring.com)

The website offers a wealth of inspiration, including our installation video which takes you through a step by step guide to fitting Palio Core with Roger Bisby from Skill Builder.

You can also view these on the Palio Trade by Karndean YouTube channel.



## FIND A STOCKIST


Simply log onto [palioflooring.com](http://palioflooring.com) where you can select a local stockist that has our Palio ranges in stock for you to pick up a sample or buy the product.

You can also contact our Trade team for more details about Palio Trade by Karndean on **01386 820110** or for any technical questions you may have, contact our technical experts on **01386 820102**.



We provide a sample service so you can see and handle the planks and tiles that you are interested in.

To use our fast and convenient sample service call **01386 820110** or visit [palioflooring.com](http://palioflooring.com) to order a chip size sample.





CONTACT US...

Crab Apple Way  
Evesham  
Worcestershire  
WR11 1GP  
01386 820110  
info@palioflooring.com

palioflooring.com



Front cover: MONTIERI RCP6504  
PALBYKRNbro5 | KD6624UK 11/21

